

# DIY Natural Organic Make Up

## All-natural Mascara and Eye Liner

Smokey eyes have never been healthier with this easy recipe that serves as both an eye liner and mascara.


### The recipe

- 3/4 tsp beeswax
- 1/2 tsp coconut oil
- 1/2 tsp shea butter
- 2 tsp of aloe vera gel
- 1 capsule of activated charcoal


Place the beeswax, coconut oil, shea butter, and aloe vera in a double boiler.

Heat gentle over a very low heat until all the ingredients are melted and mixed. Break open the capsule to add the charcoal and mix well. Use a funnel to pour the mixture into the mascara tube or pour it into a container for eye liner.

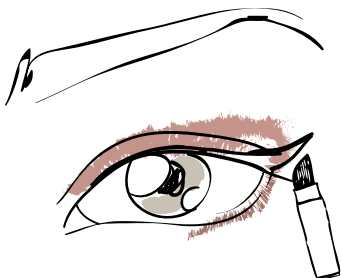
### How to apply liquid eye liner with a brush




- 1 Use an angled brush to draw a line from the outer edge of your upper lid toward the edge of your brow



- 2 Draw a line from the tip of your first line toward the inside of your eyelid



- 3 Continue the line to the inner corner of your upper eyelid



- 4 Fill in the rest of the line and you've got yourself the base to a smoky eye using all natural products!

